


























## SAMPLE TIMETABLE

	Morning		Afternoon		Evening
<b>Sunday</b>	Arrival, induction and campus tour	 Lunch	Arrival, induction and campus tour	 Dinner	Orientation & Welcome party
<b>Monday</b>	Introduction to Fashion Design. Safe use of fashion equipment and machinery	 Lunch	Small group discussion: What is Fashion Design? Deconstruction and reconstruction, developing a portfolio and keeping a sketchbook of ideas.	 Dinner	City View Ferris Wheel
<b>Tuesday</b>	Induction to sewing room and sewing machines. Sewing machine practice.	 Lunch	Introduction to fabrics and materials, sewing seams and basic principles of pattern cutting.	 Dinner	Bowling / Rock Climbing
<b>Wednesday</b>	Introduction to draping and modelling. Photography of draping.	 Lunch	Learning to airdrop images, print and basic jpeg manipulation. Introduction to mood board.	 Dinner	Talent Show
<b>Thursday</b>	Continue deconstruction / reconstruction project.	 Lunch	Add draping to the project. Maintain ideas in student sketchbook.	 Dinner	Cinema
<b>Friday</b>	Continue developing ideas for 2D and 3D design and development within the sketchbook.	 Lunch	Finalise project, photograph, annotate and develop. Share final work with other students. Course and certificate presentation.	 Dinner	CSVPA Disco
<b>Saturday</b>	Included Full Day Excursion: London (including gallery or museum visit and shopping time)			 Dinner	Free Evening
<b>Sunday</b>	Free Day			 Dinner	Explore Cambridge
<b>Monday</b>	Recap of Week 1. Introduction to Project 2: Fashion Geometry. Small group work.	 Lunch	Mood Board. Annotation. Primary and secondary research.	 Dinner	Park Social Time
<b>Tuesday</b>	Using textiles to design. Draping research.	 Lunch	Design and development. Workshop: Collage.	 Dinner	Ice Skating
<b>Wednesday</b>	Start toiling and construction of prototype.	 Lunch	Demonstration: bias binding, snap binding. Workshop: Working Drawing. Continually photograph to record progress.	 Dinner	Trashion Show
<b>Thursday</b>	Recap Wednesday's session. Continue creation of prototype.	 Lunch	Continue creation of prototype.	 Dinner	Punting
<b>Friday</b>	Recap Thursday's session. Continue creation of prototype.	 Lunch	Finalise project. Photograph, annotate, develop. Sharing of final project with other students. Course certificate presentation	 Dinner	Dance Party
<b>Saturday</b>	Included Full Day Excursion: London (including gallery or museum visit and shopping time)			 Dinner	Tie Dye Arts and Crafts
<b>Sunday</b>	Departure				